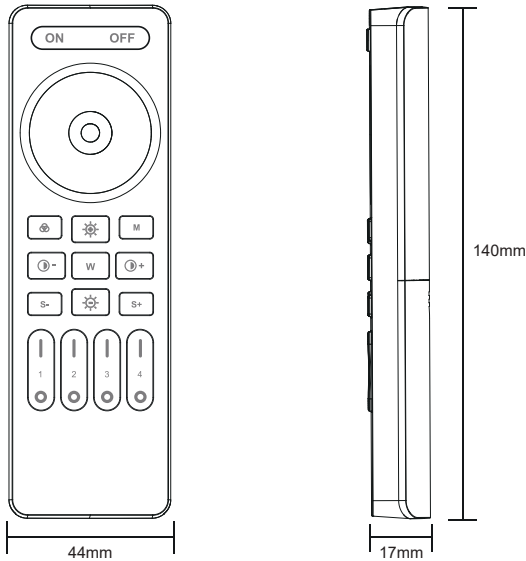


Manual Instruction

1. Features

This product adopt world-wide used 2.4GHz frequency, GFSK control method, with the features of low power consumption, long distance transmitting, strong anti-interference and fast communication rate. It can control our 2.4GHz RF smart lights and controllers with color changing, color Temperature adjust, saturation and brightness changing.

2. Product Size

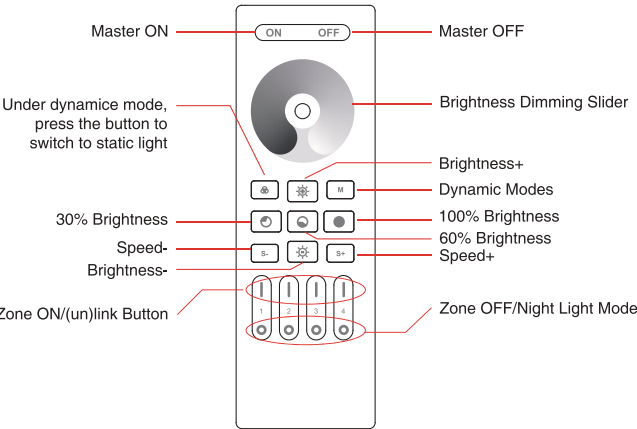


2.4GHz RF 4-Zone Remote Control

Model Number: RC01RF/RC01RFB/RC02RF/RC02RFB/RC03RF/RC03RFB

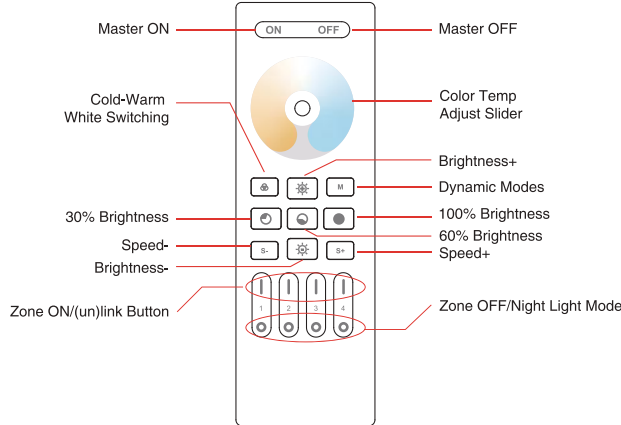
3. Button Instruction

(1). RC01RF/RC01RFB: 4-Zone Dimming Remote Control



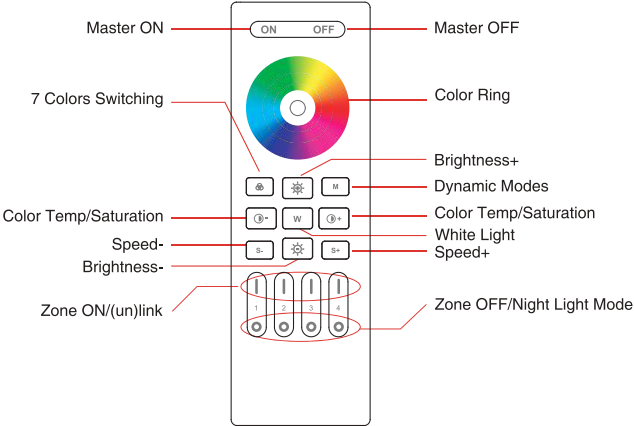
- ON** Press the button to turn ON all linked devices.
- OFF** Press the button to turn OFF all linked devices.
- Slider** Touch the slider to dim the brightness from 1%-100%.
- Static Light** Under dynamic mode, press the button to switch to static light.
- Dynamic Modes** Press the button to switch the dynamic modes repeatedly.
- Brightness Up** Press the button to dim the brightness up.
- Brightness Down** Press the button to dim the brightness down.
- 30% Brightness** Press the button to get the 30% brightness.
- 60% Brightness** Press the button to get the 60% brightness.
- 100% Brightness** Press the button to get the 100% brightness.
- Lower Speed** Lower the dynamic mode speed.
- Accelerate Speed** Accelerate the dynamic mode speed.

(2). RC02RF/RC02RFB: 4-Zone DIM&CCT Remote Control



- ON** Press the button to turn ON all linked devices.
- OFF** Press the button to turn OFF all linked devices.
- Color Temp Adjust Slider** Touch the slider to adjust the color temperature from warm white to cold white.
- Cold-Warm White Switching** Press the button to switch the cool white, nature white and warm white repeatedly.
- Dynamic Modes** Press the button to switch the dynamic modes repeatedly.
- Brightness Up** Press the button to dim the brightness up.
- Brightness Down** Press the button to dim the brightness down.
- 30% Brightness** Press the button to get the 30% brightness.
- 60% Brightness** Press the button to get the 60% brightness.
- 100% Brightness** Press the button to get the 100% brightness.
- Lower Speed** Lower the dynamic mode speed.
- Accelerate Speed** Accelerate the dynamic mode speed.

(3). RC03RF/RC03RFB: 4-Zone RGB&RGBW&RGBCCT Remote Control



- ON** Press the button to turn ON all linked devices.
- OFF** Press the button to turn OFF all linked devices.
- Color Ring** Touch the color ring to change the colors.
- 7 Colors Switching** Short press the button to switch the pure colors from orange, yellow, green, cyan, blue, purple and red repeatedly. Long press the button to switch the pure colors from orange, yellow, green, cyan, blue, purple and red gradually.
- White Light** Press the button to get the white light.
- White Light to Cold White** Under white light mode, press the button to change the white light to cold white. Under color light mode, press the button to reduce the saturation.
- White Light to Warm White** Under white light mode, press the button to change the white light to warm white. Under color light mode, press the button to add the saturation.
- Dynamic Modes** Press the button to switch the dynamic modes repeatedly.
- Brightness Up** Press the button to dim the brightness up.
- Brightness Down** Press the button to dim the brightness down.
- Lower Speed** Lower the dynamic mode speed.
- Accelerate Speed** Accelerate the dynamic mode speed.

4. Linking and Unlinking Instruction

Remark: The light can be working after linking with the remote.

Linking Code Instructions



Warning: Linking failed if light is not blinking slowly, Please follow above steps again. (Note: Light that have linked can't link again)

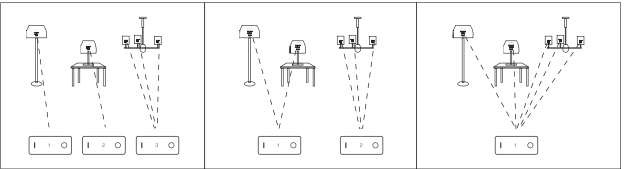
Unlinking Code Instructions



Warning: Unlinking failed if light is not blinking quickly, Please follow above steps again. (Note: Light haven't linked that don't need to unlink)

5. Group Control

You can add an endless numbers of lights to a zone on the 4 channel remote by linking the lights to different zones. This way you are completely flexible in creating different group combinations. Below you can see some grouping examples.



Remark:

- The user can re-programme freely as needed. One remote can control countless lamps or controllers, but one lamp or controller can only be controlled by five remotes (Max).
- Please check the battery installation and controller (totally discharge the power), when you programme after switching off and switching on.

6. Attention

- This remote only control our 2.4GHz RF products; cannot control other products not made by us.
- In the using of the remote, if the indicated lamp blinking quickly, Please change the battery in time. Please don't use poor quality battery to avoid the leaking of battery liquid to damage the remote.
- This 2.4GHz remote is precise electronic product; don't use it in humid, high temperature, dust and high voltage environment; Saving it at indoor, dry and no static electricity environment.
- Please don't use the remote on the wide-range metal or strong electromagnetic wave area, otherwise, it will badly affect the controlling distance.